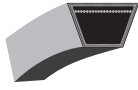


### WRAPPED V-BELTS

#### PIX-x'set® CLASSICAL BELTS



8	8.0 mm	5.0 mm	40		DIN 2215	40 mm	35"	172"	Li
Z	10.0 mm	6.0 mm	40		IS 2494, BS 3790, ISO 4184	50 mm	9.5"	195"	Li
A	13.0 mm	8.0 mm	40		IS 2494, BS 3790, ISO 4184	71 mm	13"	360"	Li
B	17.0 mm	11.0 mm	40		IS 2494, BS 3790, ISO 4184	112 mm	16"	658"	Li
20	20.0 mm	13.0 mm	40		DIN 2215	160 mm	35.5"	375"	Li
C	22.0 mm	14.0 mm	40		IS 2494, BS 3790, ISO 4184	180 mm	31"	658"	Li
25	25.0 mm	16.0 mm	40		DIN 2215	250 mm	57"	655"	Li
D	32.0 mm	19.0 mm	40		IS 2494, BS 3790, ISO 4184	355 mm	44.5"	662"	Li
E	38.0 mm	23.0 mm	40		IS 2494	500 mm	90"	658"	Li

Belt Length Factor		
Lp to La (mm)	Li to Lp (mm)	Li to La (mm)
12	19	31
16	22	38
20	30	50
26	43	69
31	48	79
32	56	88
39	61	100
40	79	119
53	92	145

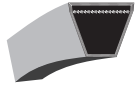
#### PIX-x'set® WEDGE BELTS



SPZ	10.0 mm	8.0 mm	40		BS 3790	63	365 mm	4953 mm	Lp
SPA	13.0 mm	10.0 mm	40		BS 3790	90	576 mm	9144 mm	Lp
SPB	17.0 mm	14.0 mm	40		BS 3790	140	940 mm	16764 mm	Lp
19	19.0 mm	15.0 mm	40		DIN 7753	180	2261 mm	9601 mm	Lp
SPC	22.0 mm	18.0 mm	40		BS 3790	224	1750 mm	16789 mm	Lp

Lp to La (mm)	Li to Lp (mm)	Li to La (mm)
13	37	50
18	45	63
28	60	88
25	69	94
30	83	113

#### PIX-x'set® NARROW BELTS



3V	9.7 mm	8.0 mm	40		RMA IP 22	63	19.5"	190"	La
5V	15.8 mm	14.0 mm	40		RMA IP 22	140	48"	654"	La
8V	25.4 mm	23.0 mm	40		RMA IP 22	335	90"	654"	La

#### PIX-x'set® MB BANDED BELTS



HA	13.0 mm	10.0 mm	40	15.9	ISO 5291	80 de	33"	280"	Li
HB	17.0 mm	13.0 mm	40	19.0	ISO 5291	130 de	41"	628"	Li
HC	22.0 mm	16.0 mm	40	25.5	ISO 5291	210 de	46"	658"	Li
HD	32.0 mm	21.5 mm	40	37.0	ISO 5291	370 de	90"	658"	Li
HE	38.0 mm	27.0 mm	40	44.5	PIX	520 de	90"	658"	Li
HZ	10.0 mm	8.5 mm	40	10.3	PIX	55 de	45"	171"	Li
HSPZ	10.0 mm	10.0 mm	40	12.0	BS 3790	67 dp	1168 mm	9042 mm	Lp
HSPA	13.0 mm	12.0 mm	40	15.0	BS 3790	100 dp	914 mm	5000 mm	Lp
HSPB	17.0 mm	16.0 mm	40	19.0	BS 3790	160 dp	1778 mm	9144 mm	Lp
HSPC	22.0 mm	20.0 mm	40	25.5	BS 3790	224 dp	2235 mm	16688 mm	Lp
H3V	9.7 mm	10.0 mm	40	10.3	ISO 5290	67 de	35.5"	178"	La
H5V	15.8 mm	16.0 mm	40	17.5	ISO 5290	180 de	48"	660"	La
H8V	25.4 mm	25.0 mm	40	28.6	ISO 5290	317 de	98"	664"	La

All Wrapped section belts such as B, C, D, E, SPC and 8V in single and banded construction can be supplied in 1000" or 25400 mm

### RAW EDGE COGGED V-BELTS

#### PIX-x'tra® CLASSICAL BELTS



ZX	10.0	6.0	36		IS 2494, BS 3790, ISO 4184	40	23"	200"	Li
AX	13.0	8.0	36		IS 2494, BS 3790, ISO 4184	63	22"	200"	Li
BX	17.0	11.0	36		IS 2494, BS 3790, ISO 4184	90	21"	200"	Li
CX	22.0	14.0	36		IS 2494, BS 3790, ISO 4184	140	21"	200"	Li

Belt Length Factor		
Lp to La (mm)	Li to Lp (mm)	Li to La (mm)
16	22	38
20	30	50
26	43	69
32	56	88

#### PIX-x'tra® WEDGE BELTS



XPZ	10.0	8.0	36		BS 3790	56	590 mm	5117 mm	Lp
XPA	13.0	10.0	36		BS 3790	71	590 mm	5125 mm	Lp
XPB	17.0	14.0	36		BS 3790	112	600 mm	5140 mm	Lp
XPC	22.0	18.0	36		BS 3790	180	600 mm	5163 mm	Lp


Lp to La (mm)	Li to Lp (mm)	Li to La (mm)
13	37	50
18	45	63
28	60	88
30	83	113

#### PIX-x'tra® NARROW BELTS



3VX	9.7	8.0	38		RMA IP 22	56	24"	202"	La
5VX	15.8	14.0	38		RMA IP 22	112	24"	203"	La
8VX	25.4	23.0	38		RMA IP 22	254	98"	200"	La

#### PIX-x'tra® MB BANDED BELTS



HAX	13.0	10.0	36		ISO 5291	15.9	23.5"	200"	Li
HBX	17.0	13.0	36		ISO 5291	19.0	23.5"	200"	Li
HXX	22.0	16.0	36		ISO 5291	25.5	23.5"	200"	Li
HXPZ	10.0	10.0	36		BS 3790	12.0	600 mm	5080 mm	Lp
HXPA	13.0	12.0	36		BS 3790	15.0	600 mm	5080 mm	Lp
HXPB	17.0	16.0	36		BS 3790	19.0	600 mm	5080 mm	Lp
HXPC	22.0	20.0	36		BS 3790	25.5	600 mm	5080 mm	Lp
H3VX	9.7	10.0	36		ISO 5290	10.3	23.5"	200"	La
H5VX	15.8	16.0	36		ISO 5290	17.5	23.5"	200"	La

La: Outside Length Li: Inside Length Lp Pitch Length